


Phonics Workshop

3rd October 2017



In school, we follow the Letters and Sounds programme. Letters and Sounds is a phonics resource published by the Department for Education and Skills which consists of six phases.



TERMINOLOGY

Phoneme

Graphemes

Segmenting and blending

Digraph

Trigraph

Split digraph



PHASE 1

- There are 7 aspects with 3 strands.
- A1 - Environmental
- A2 - Instrumental sounds
- A3 - Body Percussion
- A4 - Rhythm and rhyme
- A5 - Alliteration
- A6 - Voice sounds
- A7 - Oral blending and segmenting.




PHASE 2

- Set 1: s, a, t, p
- Set 2: i, n, m, d
- Set 3: g, o, c, k
- Set 4: ck, e, u, r
- Set 5: h, b, f, ff, l, ll, ss



PHASE 3


- Set 6: j, v, w, x
 - Set 7: y, z, zz, qu
 - Consonant digraphs: ch, sh, th, ng
 - Vowel digraphs: ai, ee, igh, oa, oo, ar, or, ur, ow, oi, ear, air, ure, er
- 

PHASE 4

- This phase consolidates all the children have learnt in the previous phases.



PHASE 5

- Children will be taught new graphemes and alternative pronunciations for these graphemes.
 - Vowel digraphs: wh, ph, ay, ou, ie, ea, oy, ir, ue, aw, ew, oe, au
 - Split digraphs: a_e, e_e, i_e, o_e, u_e
- 

PHASE 6

- The focus is on learning spelling rules for suffixes.

-s	-es	-ing	-ed
-er	-est	-y	-en
-ful	-ly	-ment	-ness



SEGMENTING

- Breaking down words for spelling.

cat

c a t



SEGMENTING

Queen

qu ee n



BLENDING

Building words from phonemes to read.

c a t

cat



BLENDING

Q u e e n

queen



WHAT DOES A PHONICS LESSON LOOK LIKE?

Revisit, teach, practise, apply.

Introduce sound, letter name, words beginning with letter, practise formation, sing actions, play games, use in reading and writing.



YEAR 1 PHONICS TEST

grit

start

best

hooks

blan



steck



hild



quemp

